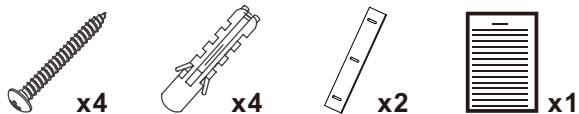


# LED Linear Highbay Light

## Accessories



1. Automatic mode: First open the light, the sensor of this model will open when pressed “auto mode”, and it is set to the mode set last time. Note: The default setting is to hold for 1minute, after which the light turns off.

2. Manual mode: For example, set the holding time for 3 minutes, just press “3 minutes” when the lamp is on.

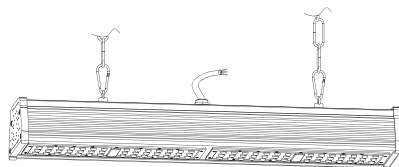
3. Set the light sensing function(on & off): with the light on, set the illumination value as needed, which has 10Lux / 15Lux / 120Lux to choose from; Turn off light sensing, just press “Disable”.

## Technical Parameters

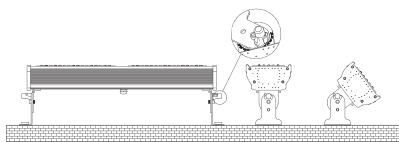
Input Voltage	AC220-240V,50Hz	LED Chips	Lumileds 3030
Beam Angle	120°	Sensor	Daylight & Microwave Motion Sensor
Driver	Sosen/Meanwell	Power Factor	0.95
CCT	2700-6500K	CRI	Ra 80
Working Temp	-40 ~+50	IP Rating	IP65

## Installation

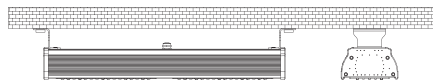
1.Hook.



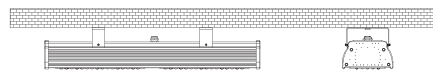
2.Graduated bracket.



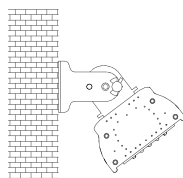
3.Z shaped bracket.



4.U shaped bracket.



5.Wall mounted.



## Reminder

- We appreciate your choice!
- Please read the instruction manual before installation and keep it well.

### **Warning**

- To avoid the accident of damage,falling,electric shock or fire, please do not reform the lamp or replace the accessories and confirm with us if you need to change the mounting method.
- Please authorize the installation to qualified installation personnel and obey to the instruction manual. Any unsuitable installation will easily cause the accident of falling,electric shock and fire etc.
- Please cut off the power before installation or any maintenance of the lamp.
- Please cut off the power when it smokes or smells awfully since the accident of fire or electric shock may incur. Ask the qualified personnel for maintenance.
- Please do not dismantle the lamp by yourself since the accident may incur.
- Please do not touch the driver when the lamp works.

## Application

With high-purity anodized aluminum astigmatism particles reflector,unique high-purity aluminum heat sink and die-cast aluminum driver box,integrated high-power single LED chip, high-efficiency constant current constant voltage power driver, the LED high bay is designed for factory, workshop, warehouse, highway toll gate, gas station, supermarket, exhibition hall, stadium and other applications.

## Troubleshooting&Solution

Malfunction	Troubleshooting	Solutions
Not working	1.Check whether the power line is properly connected.	1.Reconnect the power wire.
	2.Check whether the power plug is loose.	2.Re-plug the loosen power plug.
	3.Driving power supply failure.	3.Replace with new qualified driver.
LED dim or flashing	4.LED chip breakdown.	4.Replace with new LED chip.
	1.The output of the driver is abnormal.	1.Replace with new qualified driver.
	4.LED chip breakdown.	2.Replace with new LED chip.

## Warranty

- Due to quality issues, 3 years for free maintenance.
- During the warranty period, the client shall the failed parts by courier for inspection and repair. After inspection and repair, the supplier shall send the fixed parts or new parts back. Each party shall bear the freight cost accordingly.
- Keep the warranty card as the warranty certificate.
- The following conditions are not covered by the warranty, and the supplier provides maintenance services by charging maintenance fee:
  - (1) All human factors damages, including damages from operation, usage, storage un conformity with the instruction manual, abnormal working condition etc;
  - (2) Dismantling, maintenance, modification or unqualified repairing for the products without the supplier's authorization;
  - (3) No warranty cards and documents;
  - (4) Damages caused by user's improper delivery or due to force majeure (including fire, flood, thunder hit, earthquake etc).
- All rights reserved.

## Warranty Card

<b>Name</b>		<b>Type</b>	
<b>Number</b>		<b>Date</b>	
<b>User</b>		<b>Tel./E-mail</b>	

<b>Date</b>	<b>Issue</b>	<b>Note</b>

## Item List

1. Lamp body	— pcs	<input type="checkbox"/>
2. 90 degree aluminum reflector	— pcs	<input type="checkbox"/>
3. 120 degree aluminum reflector	— pcs	<input type="checkbox"/>
4. Transparent reflector	— pcs	<input type="checkbox"/>
5. Transparent reflector connecting plate and screws	— pcs	<input type="checkbox"/>
6. Aluminum reflector connecting plate, snap ring and screws	— pcs	<input type="checkbox"/>
7. Rubber ring	— pcs	<input type="checkbox"/>
8. The reflector sealing gasket	— pcs	<input type="checkbox"/>
9. Transparent reflector organic glass plate, snap ring	— pcs	<input type="checkbox"/>
10. Accessory Screws	— pcs	<input type="checkbox"/>
11. Instruction Manual (including Warranty Card and Item List)	— pcs	<input checked="" type="checkbox"/>
12. Qualification Certificate	— pcs	<input checked="" type="checkbox"/>



## LED Linear Highbay Light Instruction Manual

