

## LED Emergency Tri-proof Batten Light | 12W



### Shenzhen ERS Technology

Factory Add: C209, Baohuasen International Center, Qianjin Second Road, Xixiang Town, Bao'an District, Shenzhen, China  
Warehouse Add: 57 Tarnard Dr, Braeside VIC 3195

Tel: 048 470 3010  
Email: [info@erstech.com.au](mailto:info@erstech.com.au)



Victorian  
Energy  
Upgrades



LM-80 TM 21 LM 79  
ISTMT LCP



## APPLICATION

Indoor and outdoor lighting,with IP65,it can be used at chick en farm,basement,car pariking, warehouses,corridors,outside of building,etc



## SPECIFICATIONS

|                          |  |
|--------------------------|--|
| Item No.                 | ERS-TRI12WE  |
| Product Size (mm)        | 607X91X78  |
| Power                    | 12W  |
| LCP                      | 11.8W  |
| Emergency Power And Time | 4W 120min  |
| Input Voltage            | AC220-240V,50Hz                                      |
| Opal Diffuser Material   | PC   |
| Body Mateial             | PC   |
| Body Colour              | Grey   |
| Clips                    | stainless steel clips                                |
| Driver Brand             | PHILIPS Element non-isolated driver 3 years warranty |
| Efficiency               | 150lm/w  |
| LED Type                 | SMD 2835   |
| CCT                      | 3000K,4000K,5000K,6500K                              |
| CRI                      | Ra > 80  |
| Power Factor             | > 0.9  |
| Beam Angle               | 120°   |
| IP Rating                | IP65   |
| Warranty                 | 3 years  |
| VEET                     | Approved   |
| IPART                    | Approved   |

## Shenzhen ERS Technology

Factory Add: C209, Baohuasen International Center, Qianjin Second Road, Xixiang Town, Bao'an District, Shenzhen, China  
Warehouse Add: 57 Tarnard Dr, Braeside VIC 3195

Tel: 048 470 3010

Email: info@erstech.com.au



IPART  
Independent Pricing and Regulatory Tribunal  
New South Wales



Victorian  
Energy  
Upgrades



LM-80 TM 21 LM 79  
ISTMT LCP



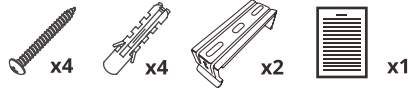
## LED MANUAL INSTRUCTION




### Safety Notice:

- ❶ Installation should be done by registered electricians.
- ❷ Before replacing the driver, please switch off the power supply and wait until it cools down completely.
- ❸ Never touch the working luminaire
- ❹ In any case of malfunction, switch off the power supply immediately, and do not try to repair it yourself.
- ❺ Repairment should only be done by registered electricians or official service agent.

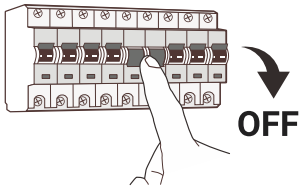
### Include



### Not Include



| Model       | Power | Fixing Hole Centre |
|-------------|-------|--------------------|
| ERS-TRI12WE | 12W   | 280mm              |
| ERS-TRI24WE | 24W   | 770mm              |
| ERS-TRI36WE | 36W   | 770mm              |

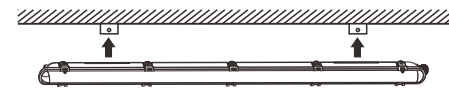


### WARNING

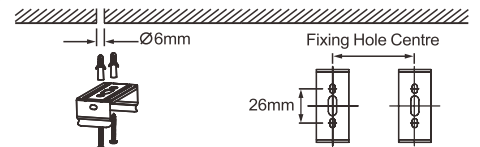
Switch off the power supply before installation



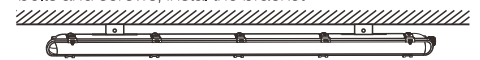
1. Drill a  $\varnothing 6\text{mm}$  hole



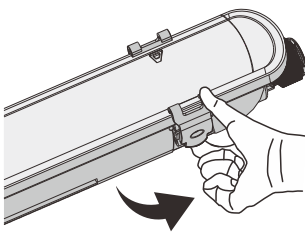
3. Fix the luminaire with the brackets



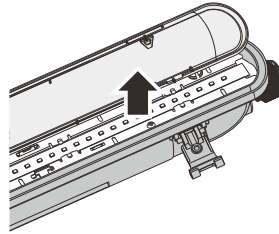
2. According to the Fixing hole centre, instal expansion bolts and screws, instal the bracket.



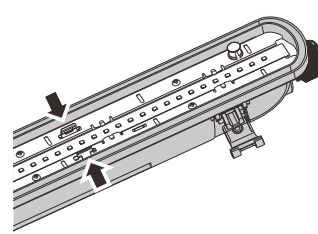
4. Finish installation



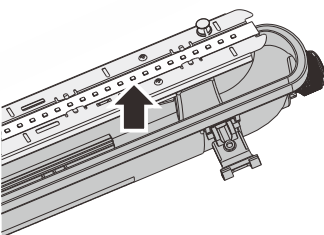
1. Unbuckle the clips



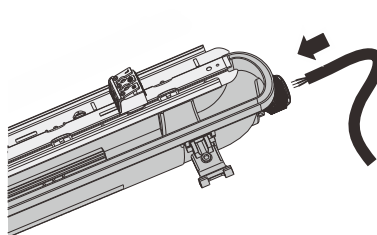
2. Take out of the diffuser



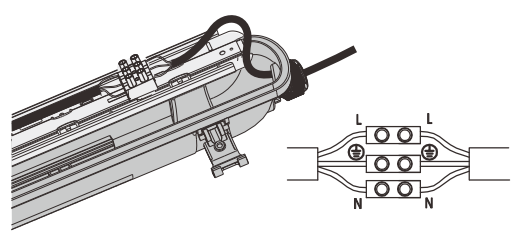
3. Push down the U brackets



4. Take out of the LED module



5. Insert the cable through the cable gland



6. Connect the wires, L to L , N to N,  $\oplus$  to  $\oplus$

## Shenzhen ERS Technology

Factory Add: C209, Baohuasen International Center, Qianjin Second Road, Xixiang Town, Bao'an District, Shenzhen, China  
Warehouse Add: 57 Tarnard Dr, Braeside VIC 3195

Tel: 048 470 3010

Email: info@erstech.com.au



IPART  
Independent Pricing and Regulatory Tribunal  
New South Wales

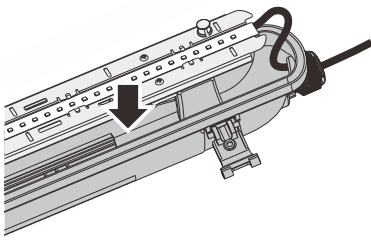


Victorian Energy Upgrades

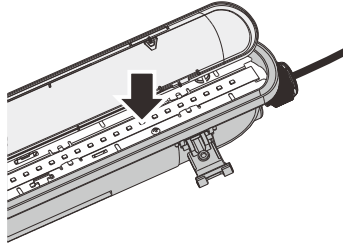


LM-80 TM 21 LM 79  
ISTMT LCP

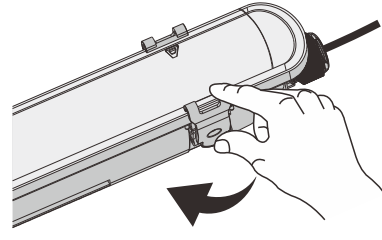




7. Put back the LED module



8. Close the luminaire

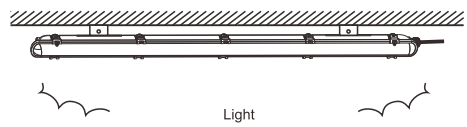


9. Buckle the clips



## WARNING

Switch off the power supply before installation



Light

## PACKING

| N.W.(KG) | G.W.(KG) | CARTON SIZE(mm) | QTN/CTN |
|----------|----------|-----------------|---------|
| 8.5      | 9.5      | 625X340X290     | 12      |

## Shenzhen ERS Technology

Factory Add: C209, Baohuasen International Center, Qianjin Second Road, Xixiang Town, Bao'an District, Shenzhen, China  
Warehouse Add: 57 Tarnard Dr, Braeside VIC 3195

Tel: 048 470 3010

Email: [info@erstech.com.au](mailto:info@erstech.com.au)



IPART  
Independent Pricing and Regulatory Tribunal  
New South Wales



Victorian Energy Upgrades



LM-80 TM 21 LM 79  
ISTMT LCP

