


## LED Tri-proof Batten Light with Sensor | 24W



Motion+daylight sensor  
Detection area: 2.5-4 metres  
Hold on time: OFF/30s/10min/30min  
With remote control

### Shenzhen ERS Technology

Factory Add: C209, Baohuasen International Center, Qianjin Second Road, Xixiang Town, Bao'an District, Shenzhen, China

Warehouse Add: 57 Tarnard Dr, Braeside VIC 3195

Tel: 048 470 3010

Email: [info@erstech.com.au](mailto:info@erstech.com.au)



IPART  
Independent Pricing and Regulatory Tribunal  
New South Wales



LM-80 TM 21 LM 79  
ISTMT LCP



Victorian  
Energy  
Upgrades



ESSENTIAL SERVICES COMMISSION

## APPLICATION

Indoor and outdoor lighting, with IP65, it can be used at chick en farm, basement, car parking, warehouses, corridors, outside of building, etc



## SPECIFICATIONS

Item No.	ERS-BR24W120S
Product Size (mm)	1200X96X83
Power	24W
Lumen	3600lm
Sensor	Daylight & Microwave Motion Sensor, Sensing distance 2.5-4m
Input Voltage	AC220-240V, 50Hz
Opal Diffuser Material	PC
Body Material	PC
Body Colour	Grey
Clips	stainless steel clips
Driver Brand	ERS driver (3 years warranty)
Efficiency	150lm/w
LED Type	SMD 2835
CCT	3000K, 4000K, 5000K, 5700K
CRI	Ra > 80
Power Factor	> 0.9
Beam Angle	120°
IP Rating	IP65
Working Temperature	-20°C ~ +45°C
Warranty	3 years

## Shenzhen ERS Technology

Factory Add: C209, Baohuasen International Center, Qianjin Second Road, Xixiang Town, Bao'an District, Shenzhen, China  
 Warehouse Add: 57 Tarnard Dr, Braeside VIC 3195

Tel: 048 470 3010

Email: [info@erstech.com.au](mailto:info@erstech.com.au)



IPART  
 Independent Pricing and Regulatory Tribunal  
 New South Wales



Victorian  
 Energy  
 Upgrades



LM-80 TM 21 LM 79  
 ISTMT LCP



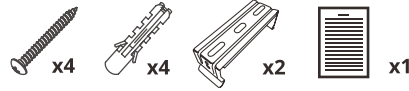
## LED MANUAL INSTRTION





### Safety Notice:

- ❶ Installation should be done by registered electricians.
- ❷ Before replacing the driver, please switch off the power supply and wait until it cools down completely.
- ❸ Never touch the working luminaire
- ❹ In any case of malfunction, switch off the power supply immediately, and do not try to repair it yourself.
- ❺ Repairment should only be done by registered electricians or official service agent.

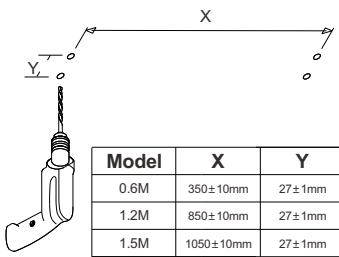
### Include



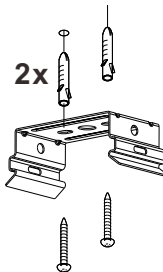
### Not Include



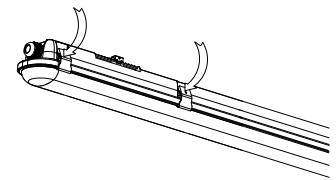
1. Switch off the power supply before installation.



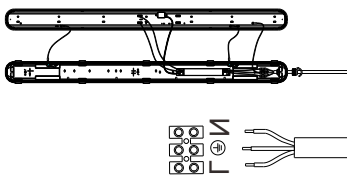
2. Drill a 6mm hole.



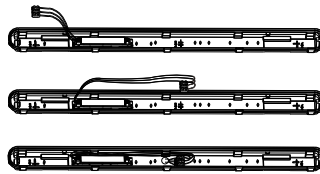
3. According to the fixing hole centre, install expansion bolts and screws, install the bracket.



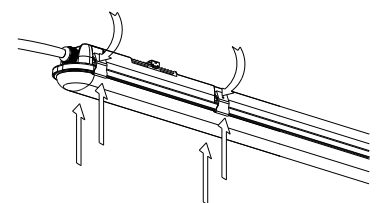
4. Unbuckle the clips, take out the diffuser.



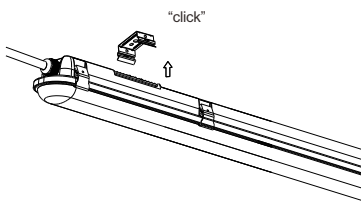
5. Connect wires from lamp side: Install the terminal strip on the side, then connect wires, L to L, N to N, GND to GND.




6. Connect wires from middle: Remove the terminal strip from side part, and install it to the middle, then connect wires, L to L, N to N, GND to GND.



7. Close the luminaire.



8. Fix the luminaire with the brackets.



9. Switch off the power supply before installation.



10. Finish installation.

## Shenzhen ERS Technology

Factory Add: C209, Baohuasen International Center, Qianjin Second Road, Xixiang Town, Bao'an District, Shenzhen, China  
Warehouse Add: 57 Tarnard Dr, Braeside VIC 3195

Tel: 048 470 3010

Email: info@erstech.com.au



IPART  
Independent Pricing and Regulatory Tribunal  
New South Wales



Victorian  
Energy  
Upgrades



LM-80 TM 21 LM 79  
ISTMT LCP



## PACKING

Item No.	ERS-BR16/20/24/36/40W120S
Carton Size (mm)	1212X210X267
N.W.(KG)	7
G.W. (KG)	8.9
QTY/CTN	6

## Shenzhen ERS Technology

Factory Add: C209, Baohuasen International Center, Qianjin Second Road, Xixiang Town, Bao'an District, Shenzhen, China

Warehouse Add: 57 Tarnard Dr, Braeside VIC 3195

Tel: 048 470 3010

Email: info@erstech.com.au



**IPART**  
Independent Pricing and Regulatory Tribunal  
New South Wales



**LM-80 TM 21 LM 79**  
**ISTMT LCP**

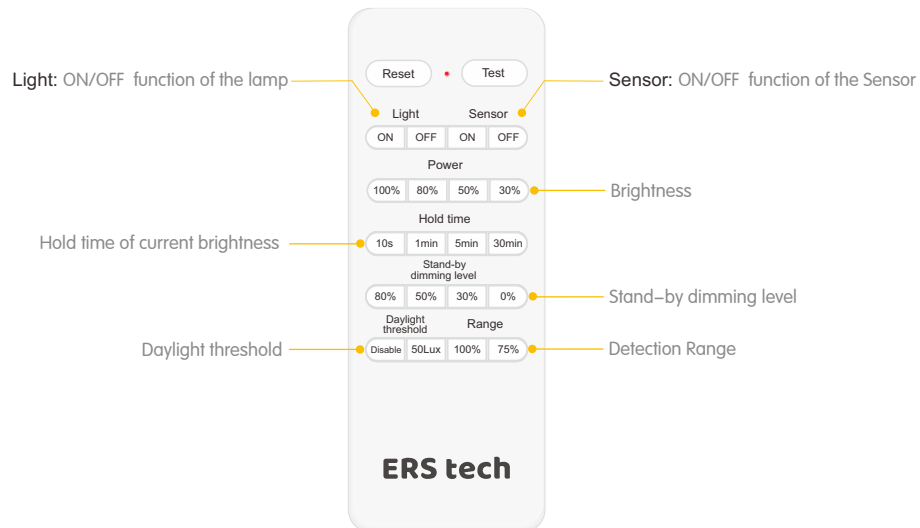


**Victorian Energy Upgrades**



**ESSENTIAL SERVICES COMMISSION**

# DETAILS



## Shenzhen ERS Technology

Factory Add: C209, Baohuasen International Center, Qianjin Second Road, Xixiang Town, Bao'an District, Shenzhen, China  
Warehouse Add: 57 Tarnard Dr, Braeside VIC 3195

Tel: 048 470 3010  
Email: info@erstech.com.au



**IPART**  
Independent Pricing and Regulatory Tribunal  
New South Wales



**Victorian Energy Upgrades**



**LM-80 TM 21 LM 79**  
**ISTMT LCP**

